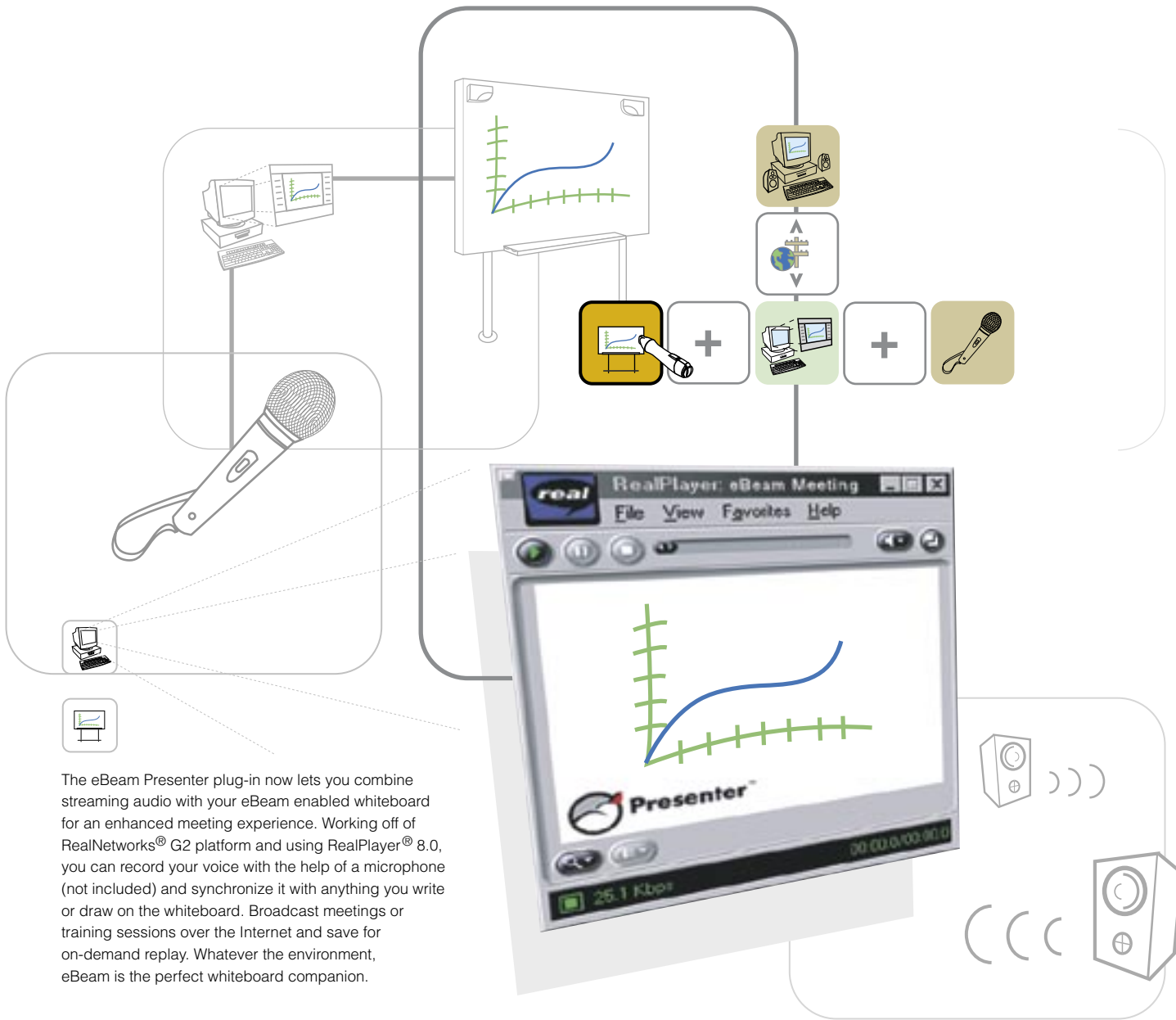
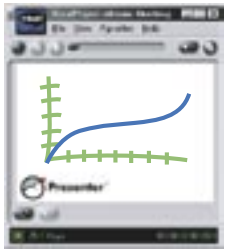


Record your voice with notes and drawings from any whiteboard!

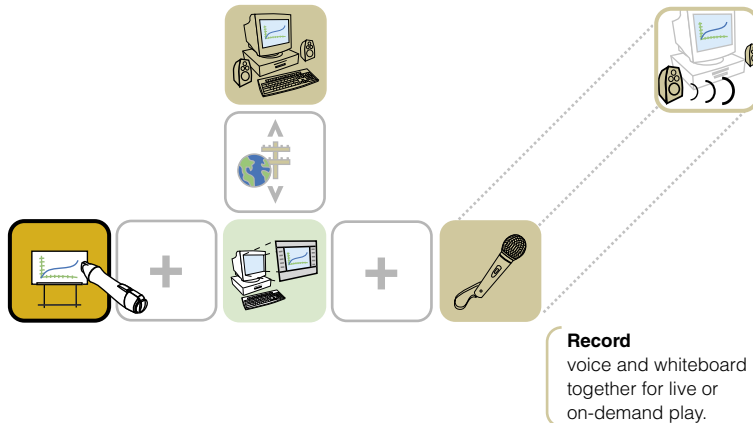


The eBeam Presenter plug-in now lets you combine streaming audio with your eBeam enabled whiteboard for an enhanced meeting experience. Working off of RealNetworks® G2 platform and using RealPlayer® 8.0, you can record your voice with the help of a microphone (not included) and synchronize it with anything you write or draw on the whiteboard. Broadcast meetings or training sessions over the Internet and save for on-demand replay. Whatever the environment, eBeam is the perfect whiteboard companion.





Save
audio/visual
presentations for
anytime replay.



Present
audio with your
notes, images
and ideas.

Record
voice and whiteboard
together for live or
on-demand play.

Plug-in for eBeam Software

In the classroom, boardroom, cubicle and over the Internet, the eBeam system is the perfect whiteboard companion for more effective meetings and increased teamwork. Discussions, conversations, and spoken comments can be saved automatically while you utilize the whiteboard for all your ideas & drawings. eBeam Presenter software gives educators, corporate trainers, and remote teams greater flexibility in sharing and annotating the information captured in a presentation, lecture or meeting.

The eBeam Presenter plug-in allows the eBeam system to synchronize users' strokes with sound by recording whiteboard drawings and audio simultaneously. The two data streams are merged for playback via RealPlayer® so that the whiteboard images and voices are in sync when the presentation is reviewed later. Students who miss a class or coworkers who miss a meeting can hear the presentation and discussion, as well as see the notes and drawings as they occurred during the session.

➔ www.e-beam.com

Contact your local eBeam reseller:



Interactive Product Development

Here's how it works

Attach the eBeam system to your whiteboard, connect it to your PC or laptop and start the eBeam Software. Open eBeam Presenter and, with the help of a microphone (not included), begin recording your voice together with all of the drawings on the whiteboard. You can stream the information live over the network or Internet or save your ideas for later viewing or replay.

Minimum System Requirements

For Presenter file hosting and viewing

- eBeam System with eBeam Software for PC
- Windows® compatible PC with Pentium™ 200 Mhz or faster processor
- Windows 95/98/2000 or NT 4.0
- 32 MB available RAM
- 6 MB available HD space
- RealPlayer® 8.0 or higher with eBeam Presenter plug-in
- Soundcard & microphone
- RealServer G2 for live or on-demand whiteboard presentations (for more information please visit www.realnetworks.com)

For Presenter file viewing

- Windows compatible PC with Pentium 100 Mhz or faster processor
- Windows 95/98/2000 or NT 4.0
- 16 MB available RAM minimum
- 6 MB available HD space
- RealPlayer 8.0 or higher with eBeam Presenter plug-in
- Soundcard & speakers
- Internet connection (28.8 kpbs minimum) for live presentations

